



## **WEINBLÄTTER medium - on Flax backing**

Artikel Nr. WINLAB0060FVPRW

**For a colourful, autumnal look, this surface combines cut wine leaves with breathable flax fleece. The lively red hues bring colour into the interior - for wine lovers and for anyone who enjoys reminiscing about relaxing walks in autumn. Ideal for winemakers and gastronomers who create culinary experiences with well thought-out culinary concepts.**

- sophisticated autumnal red hues thanks to cut wine leaves
- the natural flax fleece is part of the design
- perfect for thematically coordinated concepts in gastronomy

Cut autumnal wine leaves in medium coverage on a natural flax backing

## Characteristics

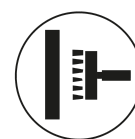
<b>Raw material</b>	Autumnal red wine leaves, cut
<b>Scent</b>	● ○ ○
<b>Light fastness</b>	● ● ○
<b>Abrasion resistance</b>	● ● ○
<b>Vibrancy</b>	● ● ○

## Technical details

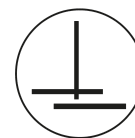
<b>Backing</b>	Flax Backing
<b>Format</b>	Rolled goods, width: 1,360 mm
<b>MOQ</b>	1 m <sup>2</sup> ( ca. 0.74 running metre)
<b>Weight</b>	250 g/m <sup>2</sup>
<b>Thickness</b>	0,2 mm
<b>Flexibility</b>	bending radius up to 0.5 mm
<b>Translucency</b>	light-permeable

## Material details


**Wallpapering technique** Do not apply glue to the back of the wallpaper, but to the surface. Please note our glue recommendations.



**Overlap and double-cut** Each panel overlaps approx. 2 cm with the one next to it. Please note the edge tolerance.



**Free match** Free match  
The naturally scattered materials do not require matching patterns between panels.



**Breathable** The natural flax fleece backing is breathable, unbleached, ecological and climate regulating.



## Processing

### Wallpaper

Installation of Organoid natural surfaces on Flax backing as a wallpaper:

- Wall-pasting technique
- Pay attention to Organoid glue recommendations
- Double cut: Each panel overlaps with the one next to it (approx. 2 cm)
- Cut with scissors, cutter or plotter
- Pre-trials recommended
- In the case of wallpapers, the effect is to be checked after processing three strips. Claims that go beyond the replacement of defective goods will not be accepted.

To Installation

### wood workers

Installation of Organoid natural surfaces on Flax backing in woodworking:

- Process with normal wood-working machinery
- Glue (e.g. white glue) is applied onto the wooden materials, as the fleece absorbs moisture and glue stains may appear on the front if glue is applied to the fleece
- Cover the natural surface with the enclosed separating paper
- pressing temperature. 60°C
- For sensitive wood-working applications, use a counter-balance (enclosed on request)
- Cut with scissors, cutter or plotter
- Pre-trials recommended

To Installation

## Inspiration



### **Organoid Technologies GmbH**

6500 Fließ

Nesselgarten 422

[www.organoids.com](http://www.organoids.com)

[info@organoids.com](mailto:info@organoids.com)

Tel. [+43 5449 200 01](tel:+43544920001)

17.5.2024