



# ROSENBLÜTEN

Artikel Nr.

ROABLI0085FVPST

**A sensual experience: real, colourful red rose petals, crafted into an exclusive, fragrant surface. The texture and colours of the petals create a unique structure - designed by nature. For luxurious and romantic interior design.**

- exceptionally fragrant, without additives
- the smell of roses is balancing, moodboosting and increases well-being
- intense colour for outstanding interior design

Luxurious, fragrant red rose petals in full, premium coverage, available on various backings - making every application in interior design possible.

## Characteristics

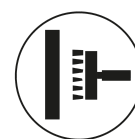
<b>Raw material</b>	FRAGRANT RED ROSE PETALS
<b>Scent</b>	● ● ●
<b>Light fastness</b>	● ○ ○
<b>Abrasion resistance</b>	● ● ○
<b>Vibrancy</b>	● ● ●

## Technical details

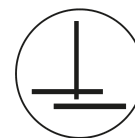
<b>Backing</b>	Flax Backing
<b>Format</b>	2.950 x 1.360 mm
<b>MOQ</b>	1 sheet ( 4,012 m <sup>2</sup> )
<b>Weight</b>	740 g/m <sup>2</sup>
<b>Thickness</b>	1,2 mm
<b>Flexibility</b>	Bending radii up to 0,5 mm
<b>Translucency</b>	opaque

## Material details


**Wallpapering technique** Do not apply glue to the back of the wallpaper, but to the surface. Please note our glue recommendations.



**Overlap and double-cut** Each panel overlaps approx. 2 cm with the one next to it. Please note the edge tolerance.



**Free match** Free match  
The naturally scattered materials do not require matching patterns between panels.



**Breathable** The natural flax fleece backing is breathable, unbleached, ecological and climate regulating.



## Processing

### Wallpaper

Installation of Organoid natural surfaces on Flax backing as a wallpaper:

- Wall-pasting technique
- Pay attention to Organoid glue recommendations
- Double cut: Each panel overlaps with the one next to it (approx. 2 cm)
- Cut with scissors, cutter or plotter
- Pre-trials recommended
- In the case of wallpapers, the effect is to be checked after processing three strips. Claims that go beyond the replacement of defective goods will not be accepted.

To Installation

### wood workers

Installation of Organoid natural surfaces on Flax backing in woodworking:

- Process with normal wood-working machinery
- Glue (e.g. white glue) is applied onto the wooden materials, as the fleece absorbs moisture and glue stains may appear on the front if glue is applied to the fleece
- Cover the natural surface with the enclosed separating paper
- pressing temperature. 60°C
- For sensitive wood-working applications, use a counter-balance (enclosed on request)
- Cut with scissors, cutter or plotter
- Pre-trials recommended

To Installation



## Inspiration



## Organoid Technologies GmbH

6500 Fließ

Nesselgarten 422

[www.organoids.com](http://www.organoids.com)

[info@organoids.com](mailto:info@organoids.com)

Tel. [+43 5449 200 01](tel:+43544920001)

22.5.2024