



RELAX

Artikel Nr.

RLX0000085FVPRW

Take a deep breath and feel the power of nature - with the soothing herbal mix used for this surface. St. Johns wort, lavender, lemon verbena, meliot and other herbs give off a fresh scent, allowing your senses to take rest. The natural shape of the leaves and yellow sunflower petals create an appealing texture. For a holistic interior design that noticeably improves well-being.

- soothing, fresh scent through using a high-quality mix of healing herbs
- the fragrance and texture make this surface visually appealing and bring real added value
- the biophilic design of the surfaces increases wellbeing and reduces stress

Soothing herbal mix of lemon verbena, St. John's wort, hops, lavender and meliot in full, premium coverage, available on various backings – making every application in interior design possible.

Characteristics

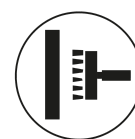
Raw material	SOOTHING HERBAL MIX
Scent	● ● ●
Light fastness	● ● ○
Abrasion resistance	● ● ○
Vibrancy	● ● ●

Technical details

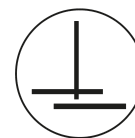
Backing	Flax Backing
Format	Rolled goods, width: 1,360 mm
MOQ	1 m ² (ca. 0.74 running metre)
Weight	615 g/m ²
Thickness	0,8 mm
Flexibility	Bending radii up to 0,5 mm
Translucency	opaque

Material details


Wallpapering technique Do not apply glue to the back of the wallpaper, but to the surface. Please note our glue recommendations.



Overlap and double-cut Each panel overlaps approx. 2 cm with the one next to it. Please note the edge tolerance.



Free match Free match
The naturally scattered materials do not require matching patterns between panels.



Breathable The natural flax fleece backing is breathable, unbleached, ecological and climate regulating.



Processing

Wallpaper

Installation of Organoid natural surfaces on Flax backing as a wallpaper:

- Wall-pasting technique
- Pay attention to Organoid glue recommendations
- Double cut: Each panel overlaps with the one next to it (approx. 2 cm)
- Cut with scissors, cutter or plotter
- Pre-trials recommended
- In the case of wallpapers, the effect is to be checked after processing three strips. Claims that go beyond the replacement of defective goods will not be accepted.

To Installation


wood workers

Installation of Organoid natural surfaces on Flax backing in woodworking:

- Process with normal wood-working machinery
- Glue (e.g. white glue) is applied onto the wooden materials, as the fleece absorbs moisture and glue stains may appear on the front if glue is applied to the fleece
- Cover the natural surface with the enclosed separating paper
- pressing temperature. 60°C
- For sensitive wood-working applications, use a counter-balance (enclosed on request)
- Cut with scissors, cutter or plotter
- Pre-trials recommended

To Installation

Inspiration



Organoid Technologies GmbH

6500 Fließ

Nesselgarten 422

www.organoids.com

info@organoids.com

Tel. [+43 5449 200 01](tel:+43544920001)

22.5.2024