



SURFACE WOW



**FORM AT WOOD
BUILT TO TOUCH**





**SURFACE
WOW**

**BRING NATURE INTO
YOUR SPACE**



**SURFACE
WOW**

THE IDEA OF CREATING OUR PRODUCTS WAS BORN OF THE DESIRE TO BRING OURSELVES CLOSER TO NATURE.

Our unique range of 3D panel designs takes the use of interior wall panelling beyond the use of standard flat solutions, to new dimensions. Owing to their specific form, our panels improve the microclimate and the acoustic properties of interiors, whilst their modern design aesthetic and natural character decoratively transforms spaces.

We hope you will be inspired by the natural beauty, quality, durability and diversity of our collection, and explore how our products can bring nature into your space.





SURFACE WOW

FORM AT WOOD

EDGE SERIES PYRAMID	PAGE 11
EDGE SERIES DIAMOND	PAGE 13
EDGE SERIES PILLOW	PAGE 15
SMOOTH SERIES CARO PLUS	PAGE 17
SMOOTH SERIES CARO MINUS	PAGE 17
SMOOTH SERIES CARO MINUS / PLUS	PAGE 17
FLAT SERIES TRIANGLE	PAGE 17
FLAT SERIES CARO	PAGE 17
FLAT SERIES SQUARE	PAGE 17



EDGE SERIES PYRAMID


The EDGE SERIES is a line of wall panels characterized by striking geometric forms. Simplicity and asymmetrical shapes allow designing many unexceptional compositions. Modest and straightforward surface refractions emphasize the uniqueness of the wood grain, bringing out its hidden beauty.


PRODUCT FEATURES:

- Panel with an equilateral triangle profile
- No symmetry, the surface is refracted at three different angles
- Minimalistic design
- Geometric form that perfectly matches any interior
- Arrangement in the form of a pattern as well as the entire wall

PRODUCT SPECIFICATION:

- Thickness: 25mm
- Material: engineered plywood + wood
- Wood type: oak / american walnut
- Finish: satin oil
- Side width: 25cm
- Weight: 350g
- 1m² = 38 pcs.





EDGE SERIES DIAMOND

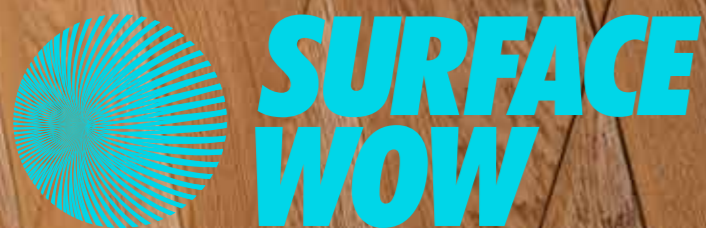
The EDGE SERIES is a line of wall panels characterized by striking geometric forms. Simplicity and asymmetrical shapes allow designing many unexceptional compositions. Modest and straightforward surface refractions emphasize the uniqueness of the wood grain, bringing out its hidden beauty.

PRODUCT FEATURES:

- Panel with an equilateral rhombus profile
- Geometric diamond-like form
- Many surfaces that refract light and disperse sound
- Variety of visual effects
- The effect of spaciousness combined with elegance and
- Simplicity

PRODUCT SPECIFICATION:

- Thickness: 30mm
- Material: engineered plywood + wood
- Wood type: oak / american walnut
- Finish: satin oil
- Side width: 25cm
- Weight: 800g
- 1m² = 19 pcs.





EDGE SERIES PILLOW


The EDGE SERIES is a line of wall panels characterized by striking geometric forms. Simplicity and asymmetrical shapes allow designing many unexceptional compositions. Modest and straightforward surface refractions emphasize the uniqueness of the wood grain, bringing out its hidden beauty.

PRODUCT FEATURES:

- Square profile panel
- Five asymmetrical planes refracted at different angles
- The effect of soft pillows
- The possibility of arrangement in a checkered layout of grains
- Ease of assembly thanks to the perpendicular form

PRODUCT SPECIFICATION:

- Thickness: 30mm
- Material: engineered plywood + wood
- Wood type: oak / american walnut
- Finish: satin oil
- Side width: 25cm
- Weight: 950g
- 1m² = 16 pcs.





SMOOTH SERIES CARO PLUS

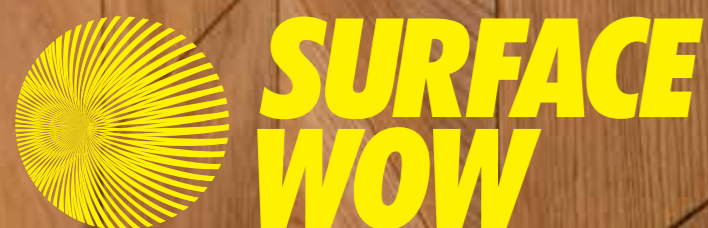

The SMOOTH SERIES was inspired by organic forms that come directly from nature. The subtle form of the panels becomes the background for the light, which creates an unusual play of shadows. SMOOTH SERIES is an exclusive line of panels characterized by elegance and subtlety, creating a unique atmosphere and prestige in the interior.


PRODUCT FEATURES:

- Panel with an equilateral rhombus profile
- One-sided symmetry
- Soft, delicate form
- Smooth, organic surface
- Variety of arrangements in many spatial effects
- Possibility to connect with Caro Minus

PRODUCT SPECIFICATION:

- Thickness: 30mm
- Material: engineered plywood + wood
- Wood type: oak / american walnut
- Finish: satin oil
- Side width: 25cm
- Weight: 800g
- 1m² = 19 pcs.





SMOOTH SERIES CARO MINUS

The SMOOTH SERIES was inspired by organic forms that come directly from nature. The subtle form of the panels becomes the background for the light, which creates an unusual play of shadows. SMOOTH SERIES is an exclusive line of panels characterized by elegance and subtlety, creating a unique atmosphere and prestige in the interior.


PRODUCT FEATURES:

- Panel with an equilateral rhombus profile
- One-sided symmetry
- Soft, delicate form
- Variety of visual effects
- Configurable in hexagon form
- Possibility to connect with Caro Plus

PRODUCT SPECIFICATION:

- Thickness: 30mm
- Material: engineered plywood + wood
- Wood type: oak / american walnut
- Finish: satin oil
- Side width: 25cm
- Weight: 800g
- 1m² = 19 pcs.





SMOOTH SERIES CARO MINUS / PLUS

The SMOOTH SERIES was inspired by organic forms that come directly from nature. The subtle form of the panels becomes the background for the light, which creates an unusual play of shadows. SMOOTH SERIES is an exclusive line of panels characterized by elegance and subtlety, creating a unique atmosphere and prestige in the interior.

PRODUCT FEATURES:

- Panel with an equilateral rhombus profile
- One-sided symmetry
- Soft, delicate form
- Variety of visual effects
- Configurable in hexagon form
- Possibility to connect with Caro Plus

PRODUCT SPECIFICATION:

- Thickness: 30mm
- Material: engineered plywood + wood
- Wood type: oak / american walnut
- Finish: satin oil
- Side width: 25cm
- Weight: 800g
- 1m² = 19 pcs.





FLAT SERIES TRIANGLE

The FLAT SERIES was created to achieve better geometric effects and extend the possibility of designing wall compositions. In combination with 3D panels, FLAT SERIES products allow to create unique patterns, further emphasizing the spatial form of 3D panels. They can also serve as a simple and elegant facade in places that do not require spatial compositions.

PRODUCT FEATURES:

- Arrangement in the form of a pattern or the entire wall
- Minimalistic design
- Elegance and simplicity
- Variety of visual effects
- Possibility to connect with EDGE and SMOOTH series

PRODUCT SPECIFICATION:

- Thickness: 14,5mm
- Material: engineered plywood + wood
- Wood type: oak / american walnut
- Finish: satin oil
- Side width: 25cm



FLAT SERIES CARO

The FLAT SERIES was created to achieve better geometric effects and extend the possibility of designing wall compositions. In combination with 3D panels, FLAT SERIES products allow to create unique patterns, further emphasizing the spatial form of 3D panels. They can also serve as a simple and elegant facade in places that do not require spatial compositions.

PRODUCT FEATURES:

- Arrangement in the form of a pattern or the entire wall
- Minimalistic design
- Elegance and simplicity
- Variety of visual effects
- Possibility to connect with EDGE and SMOOTH series

PRODUCT SPECIFICATION:

- Thickness: 14,5mm
- Material: engineered plywood + wood
- Wood type: oak / american walnut
- Finish: satin oil
- Side width: 25cm



FLAT SERIES SQUARE


The FLAT SERIES was created to achieve better geometric effects and extend the possibility of designing wall compositions. In combination with 3D panels, FLAT SERIES products allow to create unique patterns, further emphasizing the spatial form of 3D panels. They can also serve as a simple and elegant facade in places that do not require spatial compositions.


PRODUCT FEATURES:

- Arrangement in the form of a pattern or the entire wall
- Minimalistic design
- Elegance and simplicity
- Variety of visual effects
- Possibility to connect with EDGE and SMOOTH series

PRODUCT SPECIFICATION:

- Thickness: 14,5mm
- Material: engineered plywood + wood
- Wood type: oak / american walnut
- Finish: satin oil
- Side width: 25cm





Unit 7 Airton Close,
Tallaght, D 24,
Ireland

Tel: +353 1 567 6200
info@surfacewow.com

www.surfacewow.com