


SURFACE WOW


**3D DESIGN
ELEMENTS**



SURFACE WOW

NO MORE BORING WALLS

WITH WOW WALL DESIGN ELEMENTS WE PROVIDE YOU WITH THE 3D ELEMENTS TO CREATE UNIQUE SPACES IN A SIMPLE AND STYLISH WAY.




**SURFACE
WOW**

**EASY TO SPECIFY
EASY TO STYLE
EASY TO INSTALL**

SURFACE WOW

**SURFACE
WOW**

**BRING YOUR
BRAND TO LIFE
WITH AN EYE
CATCHING
WOW WALL**



SURFACE WOW

WOW WALL 3D DESIGN ELEMENTS

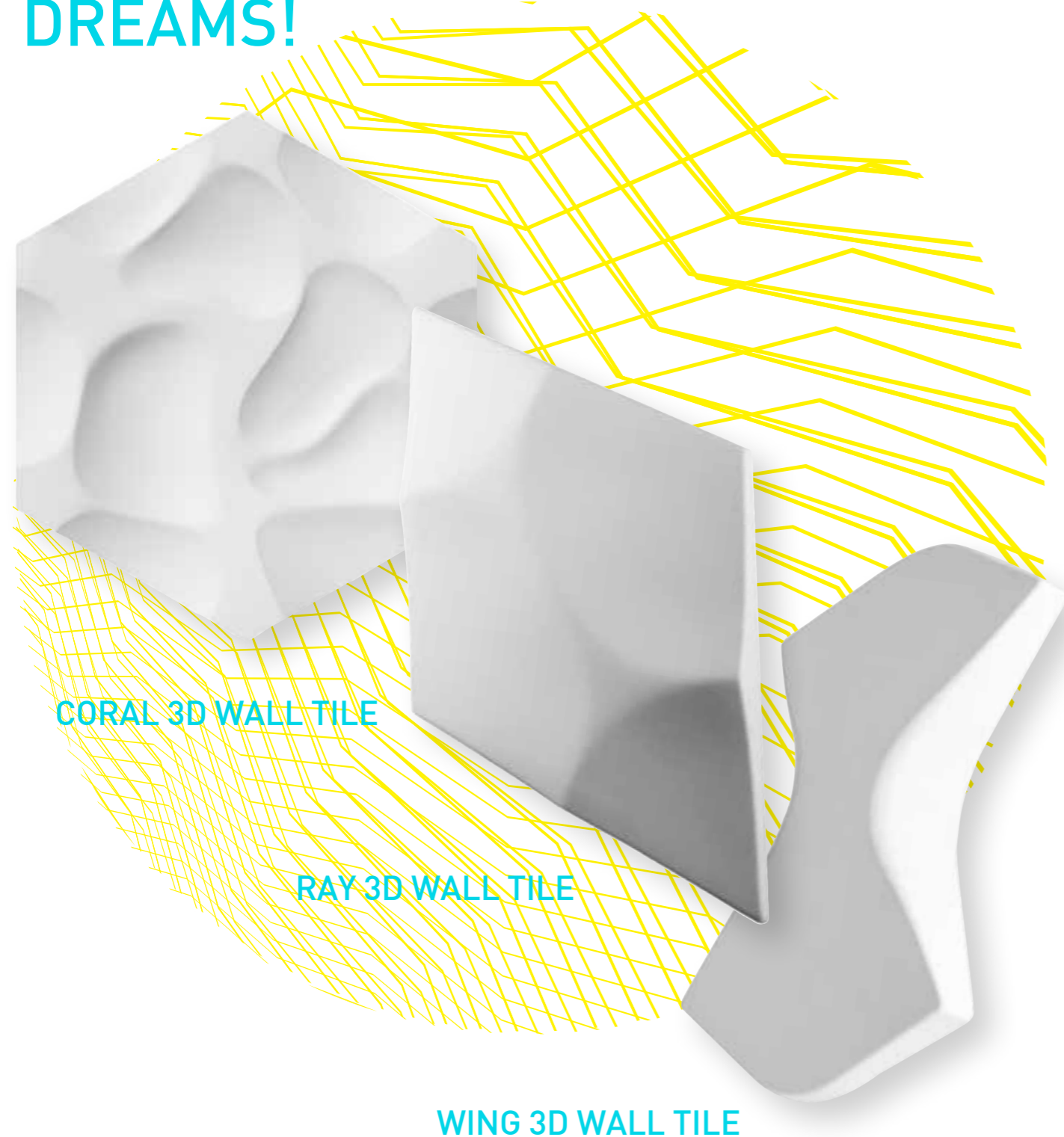
CORAL 3D WOW ELEMENT	PAGE 15
RAY 3D WOW ELEMENT	PAGE 19
WING 3D WOW ELEMENT	PAGE 21
CONCORDIA	PAGE 29
KITE	PAGE 33
DIAMONDS	PAGE 37
CUBIC	PAGE 41
HEXAGON SLOPE & HEXAGON FLAT	PAGE 47
SANDGLASS	PAGE 53

STEP 1: EASY TO SPECIFY


WALL TILES

Decorative panels for creative design of 3D walls. Adaptable for an original finish and unique interior.

CREATE AND SHAPE YOUR DREAMS!



CHOOSE THE PATTERN THAT SUITS YOUR STYLE AND CREATE A STUNNING AND INDIVIDUAL ENVIRONMENT.



STEP 2: EASY TO STYLE

Play around with various shapes and designs and combine with paint or Surface Wow design films to give you that finishing touch and unique look.



**SURFACE
WOW**




WRAP WITH DESIGN FILMS FOR
TEXTURE AND COLOUR FINISHES



PAINT FOR VARIETY OF COLOURS.

STEP 3:
EASY TO INSTALL



**SURFACE
WOW**



CORAL 3D WOW ELEMENT



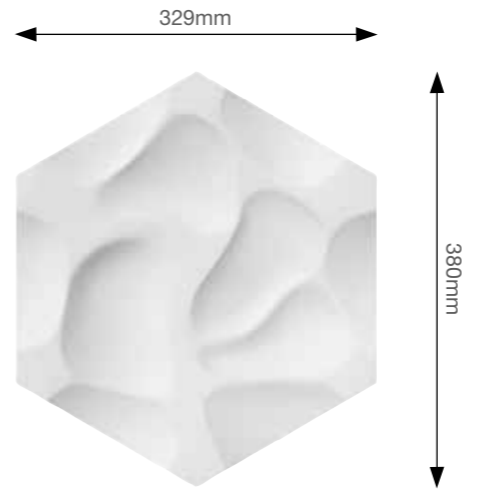
Each individual CORAL wall tile is uniform and can be combined to create unique feature pieces. Designer Mac Stopa combines the definitive lines of geometry with the smooth irregular curves and shadow seen in water and coral. The CORAL wall tiles enable interiors to become a complete personal expression, with bespoke decor not found anywhere else. There are numerous possibilities for placing the CORAL wall tiles.

Material: High-density, yellow, rigid polyurethane foam.

Colour: Matt white.

Finishes Paint: The factory-primed wall tiles must be coated with a finishing paint. Water-based emulsion paints, acrylic or PU-based emulsion paints and alkyd resin paints are suitable.

Finishes Wrapping: It is possible to wrap with Architectural Design Films.

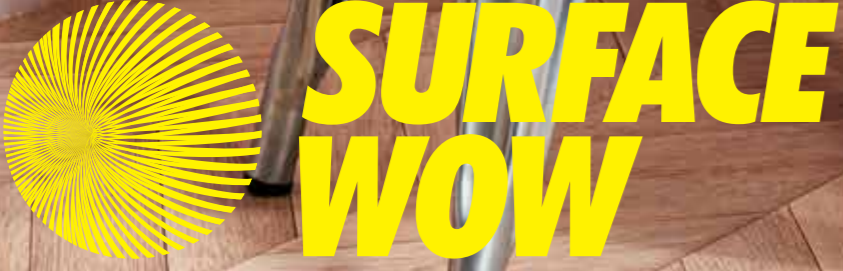


Thickness: 25mm
Circumference: Ø:380mm
Material: Polyurethane


Dimensions

Panel Thickness	3D Tile 25mm
Surface Of A Single Panel	0.12m2
8 Panels	0.96m2
Weight Of A Single Panel	100g
Number Of Panels Per Single Tube Of Adhesive	20pcs


Please read the wall tiles data sheet and fixing instructions fully before installation.



WOW WALL




**SURFACE
WOW**



SURFACE WOW



RAY 3D WOW ELEMENT




Designer Mac Stopa has combined the fluidity of nature with geometric shapes. The RAY wall tiles won the Red Dot Design Award. These modern wall tiles enhance both homes and professional spaces by adding a creative and personal element. Creatively decorate walls by placing the RAY tiles in different directions to produce an eye-catching and personalised interior design.

Material:
High-density, yellow, rigid polyurethane foam.

Colour:
Matt white.

Finishes Paint:
The factory-primed wall tiles must be coated with a finishing paint. Water-based emulsion paints, acrylic or PU-based emulsion paints and alkyd resin paints are suitable.


Finishes Wrapping:
It is possible to wrap with Architectural Design Films.



Dimensions

Panel Thickness	3D Tile 33mm
Tile Size	H: 320mm x W: 550mm
Surface Of A Single Panel	0.08m ²
12 Panels	0.96m ²
Weight Of A Single Panel	60g
Number Of Panels Per Single-Tube Of Adhesive	40pcs

Please read the wall tiles data sheet and fixing instructions fully before installation.



**SURFACE
WOW**

WING 3D WOW ELEMENT



For a flight towards a more graphical freedom.

Designer Mac Stopa utilises shape and shadow to replicate patterns seen in nature. Geometric shapes ensure the WING wall tiles are a versatile feature piece. The WING wall tile facilitates the creation of bespoke designs. There are endless possible combinations for placing WING wall tiles, allowing complete personal expression within the finished result.

Material:

High-density, yellow, rigid polyurethane foam.

Colour:


Matt white.

Finishes Paint:

The factory-primed wall tiles must be coated with a finishing paint. Water-based emulsion paints, acrylic or PU-based emulsion paints and alkyd resin paints are suitable.

Finishes Wrapping:


It is possible to wrap with Architectural Design Films.



Dimensions

Panel Thickness	3D Tile 25mm
Tile Size	H: 175mm x W: 250mm
Surface Of A Single Panel	0.04m ²
25 Panels	1m ²
Weight Of A Single Panel	60g
Number Of Panels Per Single-Tube Of Adhesive	40pcs

Please read the wall tiles data sheet and fixing instructions fully before installation.



**SURFACE
WOW**

**GIVE YOUR
BRAND A
FEATURE WALL
WITH COLOUR
AND TEXTURE.**

B



**SURFACE
WOW**



**SURFACE
WOW**

Cafe



CONCORDIA





The panels are put together in a unique way – alternately in natural and inverted positions. In this way, convex shapes interpenetrate with concave ones creating a geometric mosaic.



- The product comes finished and varnished to a high standard.
- Give us the measurements of your walls, include exposed edges that may require the shape to be cut and we will return to you with pricing and quantities required per project. And in just a few steps you have a 3D work of art.
- 15 standard colours available.
- Or choice from a RAL palette.

Dimensions


Height	600 mm
Width	300 mm
Thickness (max)	26 mm
Surface	0,09 m ²
Weight	0,4 kg
Number of glued panels with 1 tube of glue	30 pcs
Number of pieces needed to cover 1 m ²	11,1 pcs



**SURFACE
WOW**



ARCHITECTURAL
DESIGN FILMS
Innovative self-adhesive films
for Walls, Doors and Furniture




**SURFACE
WOW**



SURFACE WOW




KITE



- The product comes finished and varnished to a high standard.
- Give us the measurements of your walls, include exposed edges that may require the shape to be cut and we will return to you with pricing and quantities required per project and in just a few steps you have a 3D work of art.
- 15 standard colours available.
- Or choice from a RAL palette.
- Wrap with Architectural design films for texture and design if shape allows it.


Kite is based on a simple idea of two shapes set together inversely. The visual effect consists of polygons arranged in a modern 3D mesh. Each basic area reflects light individually creating outstanding impressions.



Dimensions

Height	600 mm
Width	300 mm
Thickness (max)	26 mm
Surface	0,09 m2
Weight	0,4 kg
Number of glued panels with 1 tube of glue	30 pcs
Number of pieces needed to cover 1 m2	11,1 pcs





**SURFACE
WOW**





DIAMONDS



Timeless sophistication


The perfect proportions of a diamond bring serenity to every interior. Diamonds are perfect for decorating your living room, home office, board room or commercial spaces.



Dimensions

Height	600 mm
Width	300 mm
Thickness (max)	26 mm
Surface	0,09 m2
Weight	0,4 kg
Number of glued panels with 1 tube of glue	30 pcs
Number of pieces needed to cover 1 m2	11,1 pcs


- The product comes finished and varnished to a high standard.
- Give us the measurements of your walls, include exposed edges that may require the shape to be cut and we will return to you with pricing and quantities required per project. And in just a few steps you have a 3D work of art.
- 15 standard colours available or choose from a RAL palette.
- Wrap with Architectural design films for texture and design if shape allows it.





**SURFACE
WOW**





CUBIC



A 3D work of art


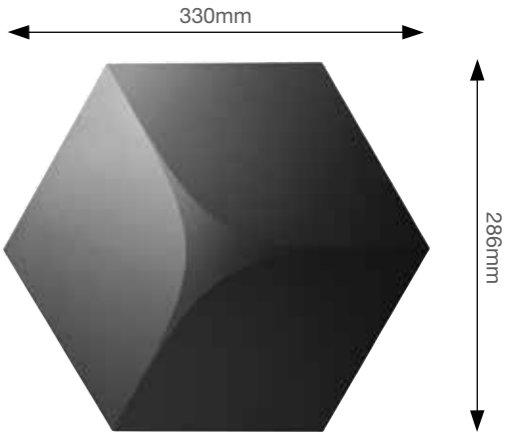
Replace your flat wall with our 3D work of art. This is an amazing feature wall; element and the right illumination will bring true depth. Cubic is ideal for coming up with your own personalised designs.

- The product comes finished and varnished to a high standard.
- Give us the measurements of your walls, include exposed edges that may require the shape to be cut and we will return to you with pricing and quantities required per project. And in just a few steps you have a 3D work of art.
- 15 standard colours available or choose from a RAL palette.
- Wrap with Architectural design films for texture and design if shape allows it.





Dimensions


Height	330 mm
Width	286 mm
Thickness (max)	26 mm
Surface	0,07m2
Weight	0,3 kg
Number of glued panels with 1 tube of glue	40 pcs
Number of pieces needed to cover 1 m2	14 pcs



WOW




**SURFACE
WOW**



SURFACE WOW





HEXAGON SLOPE & HEXAGON FLAT



Let your imagination run wild

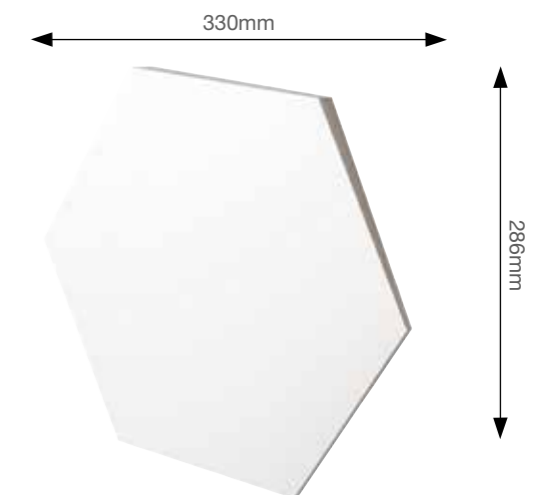
There are two variants -flat and slanting, with a little bit of imagination you can combine them to create an amazing feature wall, mix and match colours and texture and design and achieve a stunning WOW WALL.




- The product comes finished and varnished to a high standard.
- Give us the measurements of your walls, include exposed edges that may require the shape to be cut and we will return to you with pricing and quantities required per project. And in just a few steps you have a 3D work of art.
- 15 standard colours available or choose from a RAL palette.
- Wrap with Architectural design films for texture and design if shape allows it.


Hexagon Dimensions


Surface	0,07 m2
Width	286mm
Height	330mm
14 Panels	0.98 m2
Weight Of A Single Panel	200g
Number of pieces needed to cover 1m2	14 pcs
Thickness (Hexagon Slope)	0,6 - 2,4 cm
Thickness (Hexagon Flat)	0,6 cm
Weight (Hexagon Slope)	0,3 kg
Weight (Hexagon Flat)	0,2 kg





SURFACE WOW






**SURFACE
WOW**

SURFACE WOW





SANDGLASS





The gentle lines of these panels complement each other, creating a never ending subtle pattern. The original structure of sandglass can easily be brought out by the use of side light (when arranged vertically) or upper light when arranged horizontally. The panels are arranged in a unique way - alternately in a natural and inverted position. In this way, convex shapes merge with concave ones, creating a geometric mosaic.


- standard color: 5 pcs, other color: 10 pcs.
- The product comes finished and varnished to a high standard.
- Give us the measurements of your walls, include exposed edges that may require the shape to be cut and we will return to you with pricing and quantities required per project. And in just a few steps you have a 3D work of art.
- 15 standard colours available or choice from a RAL palette.
- Wrap with Architectural design films for texture and design if shape allows it.



Dimensions


Height	600 mm
Width	600 mm
Thickness (max)	16 mm
Surface	0,36m2
Weight	1.2 kg
Number of glued panels with 1 tube of glue	7 pcs
Number of pieces needed to cover 1 m2	2.7 pcs





SURFACE WOW





Unit 7 Airton Close,
Tallaght, D 24,
Ireland

Tel: +353 1 567 6200
info@surfacewow.com

www.surfacewow.com